

M.E.S. COLLEGE OF ENGINEERING, KUTTIYIPURAM

BALANCE SHEET AS AT 31st MARCH, 2015

| AS AT 31.03.2014 ₹ | LIABILITIES | AS AT 31.03.2015 ₹ | AS AT 31.03.2014 ₹ | ASSETS | AS AT 31.03.2015 ₹ |
|--------------------------|--------------------------------------|--------------------------|--------------------------|---------------------------------|--------------------------|
| 59,88,58,172.23 | <u>Capital Fund :-</u> | 67,12,24,973.38 | 33,68,09,240.00 | <u>Fixed Assets :-</u> | 35,11,71,278.00 |
| 1,60,93,506.00 | <u>Special Funds :-</u> | As per Schedule - A | 72,46,633.55 | <u>M.E.S. Central Office :-</u> | 1,72,46,633.55 |
| 17,04,89,506.00 | <u>Security Deposits :-</u> | As per Schedule - B | 16,62,51,374.00 | <u>Deposits :-</u> | 14,53,47,033.00 |
| 6,22,05,893.00 | <u>Current Liabilities :-</u> | As per Schedule - C | 38,83,12,752.00 | <u>Loans and Advances :-</u> | 42,12,43,692.00 |
| 1,39,760.50 | Punjab National Bank OD A/c No. 1663 | As per Schedule - D | 12,823.00 | As per Schedule - H | 12,823.00 |
| 7,48,00,000.00 | Punjab National Bank Loan | 4,30,00,000.00 | 21,339.00 | T.D.S. 2012 - 2013 | 21,339.00 |
| | | | | T.D.S. 2013 - 2014 | 11,911.00 |
| | | | | T.D.S. 2014 - 2015 | |
| | | | 2,39,07,336.18 | <u>Cash with Banks :-</u> | 3,49,97,717.33 |
| | | | 25,340.00 | As per Schedule - I | 19,902.00 |
| | | | | Cash in Hand | |
| <u>92,25,86,837.73</u> | | <u>97,00,72,328.88</u> | <u>92,25,86,837.73</u> | | <u>97,00,72,328.88</u> |

Ernakulam
31.12.2015

Wide our separate report attached


For M.A. Moideen & Associates, F R No. 002126 S

Chartered Accountants



M.A. Moideen, B.Sc., FCA, DISA (ICAI)

Partner


M. No. 022113



CHAIRMAN



SECRETARY



TREASURER

M.E.S. COLLEGE OF ENGINEERING, KUTTIIPPURAM.

INCOME AND EXPENDITURE ACCOUNT FOR THE YEAR ENDED 31st MARCH, 2015

| PREVIOUS YEAR | EXPENDITURE | FOR THE YEAR | PREVIOUS YEAR | INCOME | FOR THE YEAR |
|----------------|--|----------------|-----------------|-----------------------------------|-----------------|
| ₹ | | ₹ | ₹ | | ₹ |
| | To Salary :- | | | | |
| 8,48,61,918.00 | Teaching Staff | 9,42,58,668.00 | 22,67,05,501.50 | By Fee Collection | 24,08,66,860.00 |
| 2,30,72,209.00 | Non Teaching Staff | 2,73,08,163.00 | 47,323.00 | " Library Collection | 1,24,872.00 |
| 16,04,745.00 | Guest Faculty | 7,17,713.00 | 8,44,600.00 | " Sale of Application Forms | 6,66,030.00 |
| 43,01,864.00 | EPE Contribution | | 8,73,335.00 | " Income from Vehicles | 9,43,840.00 |
| 14,00,864.00 | Wages | | 1,57,93,170.00 | " Interest Received | 1,44,84,376.96 |
| 19,73,529.00 | T A, D A and Other Staff Allowances | | 6,21,730.00 | " Miscellaneous Income | 8,48,257.00 |
| 46,383.00 | Postage and Courier Charges | | 32,447.00 | " Xerox Charges | 24,687.00 |
| 1,27,844.00 | Telephone Charges | | 93,225.00 | " Canteen & Other Rent Collection | 4,68,856.00 |
| 2,77,310.00 | Printing and Stationery | | 75,529.00 | " Sales & Disposals | 3,55,438.00 |
| 24,54,015.70 | Interest and Bank Charges | | | | |
| 89,440.00 | Internal Audit Fee and Expenses | | 81,204.00 | | |
| 53,904.00 | Statutory Audit Fee and Expenses | | 64,428.00 | | |
| 19,39,563.00 | Advertisement Charges | | 17,24,826.00 | | |
| 14,18,208.00 | Stores and Consumables | | 16,45,466.00 | | |
| 44,12,432.00 | Electricity Charges | | 37,64,675.00 | | |
| 77,917.00 | Admission and Interview Expenses | | 65,100.00 | | |
| 3,47,110.00 | Legal and Professional Charges | | 82,307.00 | | |
| 19,64,610.00 | Repairs and Maintenance | | 40,46,254.00 | | |
| 3,67,568.00 | Meeting and General Expenses | | 1,46,337.00 | | |
| 20,00,000.00 | M.E.S. C.A.F | | 25,00,000.00 | | |
| 49,332.00 | Water Supply and Sewage Treatment | | 60,400.00 | | |
| 18,30,090.00 | Vehicle Expenses | | 16,93,203.00 | | |
| 1,40,292.00 | Processing, Inspection and Affiliation | | 89,212.00 | | |
| 87,279.00 | Insurance Charges | | 2,33,721.00 | | |
| 1,64,644.00 | Campus Clinic | | | | |

